

GRIDDLES & BROILERS**VULCAN****VCRH SERIES
RESTAURANT SERIES GAS HOTPLATE**

Model VCRH24



- VCRH12 12" wide
- VCRH24 24" wide
- VCRH36 36" wide

STANDARD FEATURES

- Stainless steel front, sides and front top ledge.
- Full width front crumb trays.
- 13" cooking height on 4" adjustable legs.
- 25,000 BTU/hr. open burners with lift-off heads.
- Cast iron top grates.
- One infinite heat control valve for each burner.
- Standing pilot ignition system.
- 3/4" rear gas connection and convertible gas pressure regulator for LP service.
- Constructed standard for natural gas service. LP conversion kit supplied with unit.
- One year limited parts and labor warranty.

SPECIFICATIONS

Low profile gas hotplate, Vulcan model No. _____. Stainless steel front, sides and front top ledge. 13" cooking height on 4" legs. 25,000 BTU/hr. open burners with lift-off heads. Cast iron top grates. Full width front crumb trays. One infinite heat control valve for each burner. Standing pilot ignition system. 3/4" rear gas connection and convertible gas pressure regulator for LP service.

Exterior Dimensions:

_____ "w x 29.3" d x 13.3" h on 4" legs.

CSA design certified. NSF listed.

VULCAN

a division of ITW Food Equipment Group LLC

P.O. Box 696 ■ Louisville, KY 40201 ■ Toll-free: 1-800-814-2028 ■ Local: 502-778-2791 ■ Quote & Order Fax: 1-800-444-0602



VCRH SERIES RESTAURANT SERIES GAS HOTPLATE

INSTALLATION INSTRUCTIONS:

1. A gas pressure regulator supplied with the unit must be installed:
Natural Gas 4.0" (102 mm) W.C.
Propane Gas 10.0" (254 mm) W.C.
2. All models require a 10" (254 mm) clearance at both sides and 9" (229 mm) to the rear adjacent to combustible constructions. All models require 0" clearance at both sides and to the rear adjacent to non-combustible constructions. All models require a 4" (102mm) bottom clearance and must be installed with minimum 4" legs.

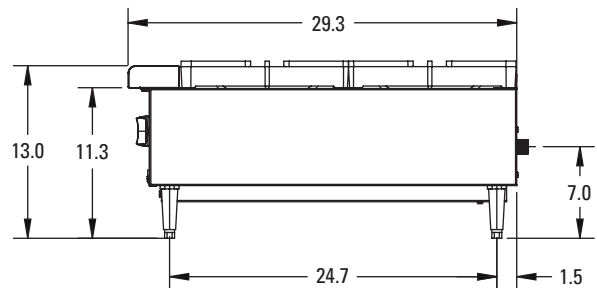
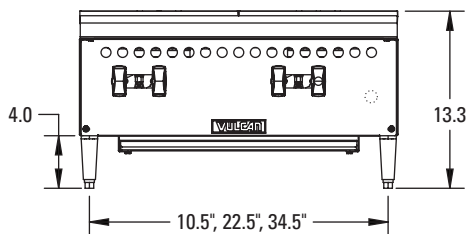
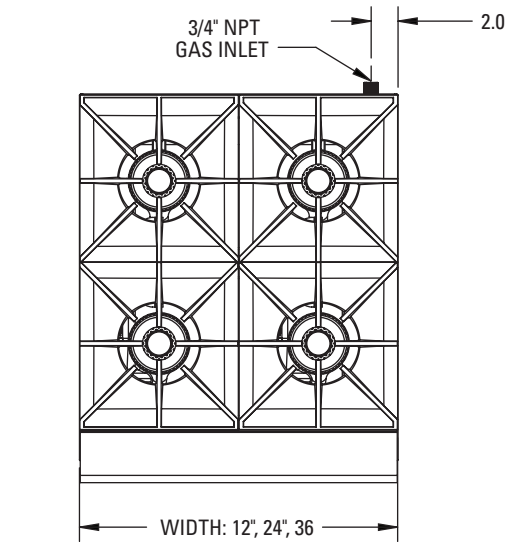
An adequate ventilation system is required for Commercial Cooking Equipment (NFPA No. 96). Information may be obtained by writing to the National Fire Protection Association, Batterymarch Park, Quincy, MA 02169.

3. These units are manufactured for installation in accordance with National Fuel Gas Code, ANSI-Z223.1/NFPA #54 (latest edition). Copies may be obtained from The American Gas Association, Accredited Standards Committee Z223 @ 400 N. Capital St. NW, Washington, DC 20001, or the Secretary Standards Council, NFPA, 1 Batterymarch Park, Quincy, MA 02169-7471.

NOTE: In The Commonwealth of Massachusetts

All gas appliances vented through ventilation hood or exhaust system equipped with a damper or with a power means of exhaust shall comply with 248 CMR.

4. This appliance is manufactured for commercial installation only and is not intended for home use.



MODEL	WIDTH	DEPTH	OVERALL HEIGHT*	WORKING HEIGHT*	NO. OF BURNERS	TOTAL BTU/HR	NO. OF DRAWERS	APPROX. SHIP. WT.
VCRH12	12"	29.3"	13.3"	13"	2	50,000	1	140 lbs/63 kg
VCRH24	24"	29.3"	13.3"	13"	4	100,000	1	207 lbs/93 kg
VCRH36	36"	29.3"	13.3"	13"	6	150,000	2	250 lbs/113 kg

*These are nominal dimensions and can vary by +1.75" with adjustable legs.



a division of ITW Food Equipment Group LLC

P.O. Box 696 ■ Louisville, KY 40201 ■ Toll-free: 1-800-814-2028 ■ Local: 502-778-2791 ■ Quote & Order Fax: 1-800-444-0602

NOTE: In line with its policy to continually improve its products, Vulcan reserves the right to change materials and specifications without notice.